


YONDR

CELL PHONE SECURITY SYSTEM



ESTANCIA MUNICIPAL SCHOOL DISTRICT

PARENT / GUARDIAN PRESENTATION

OUR PHONE-FREE SCHOOL

This year, our school will be using the Yondr Program to make our campus phone-free.


Every student will be assigned a personal Yondr Pouch. While the Yondr Pouch is considered school property, it is each student's responsibility to bring their pouch with them to school every day and keep it in good working condition.



WHY ARE WE GOING PHONE-FREE?

Our students deserve a learning environment where they can thrive, free from the distractions of cell phones and social media.

Yondr schools report dramatic improvements in student wellbeing, academic performance, classroom engagement, and social connection. We want these improvements for our students and know you do, too.



STUDENTS ARE IN THE MIDST OF A SOCIAL, PSYCHOLOGICAL AND ACADEMIC CRISIS.

NEA NEWS

The Epidemic of Anxiety Among Today's Students

By high school and college, many students have run out of steam. Anxiety—the mental-health tsunami of their generation—has caught up with them.

SCHOOL CLIMATE & SAFETY WHAT THE RESEARCH SAYS

Digital Distractions in Class Linked to Lower Academic Performance



By [Lauraine Langreo](#) — December 08, 2023 ⌚ 2 min read

The Doomscroll Generation

Social media and smartphones have tipped an entire generation into anxiety and depression. Is there anything to be done?

by Sarah P. Weeldreyer April 2, 2024

STUDENTS ARE SUFFERING FROM DIGITAL OVERLOAD.



3 HOURS

The daily social media use that doubles anxiety and depression risks among youth.

[*UNESCO \(2023\)](#)



15 POINTS

The decrease in scores of mathematics students when distracted by phones.

[*PISA \(2022\)](#)



20 MINUTES

The time it takes for students to regain focus after a nearby cell phone distraction.


[*US Surgeon General \(2024\)](#)



68 PERCENT

The percentage of students who report that electronic devices are distracting.

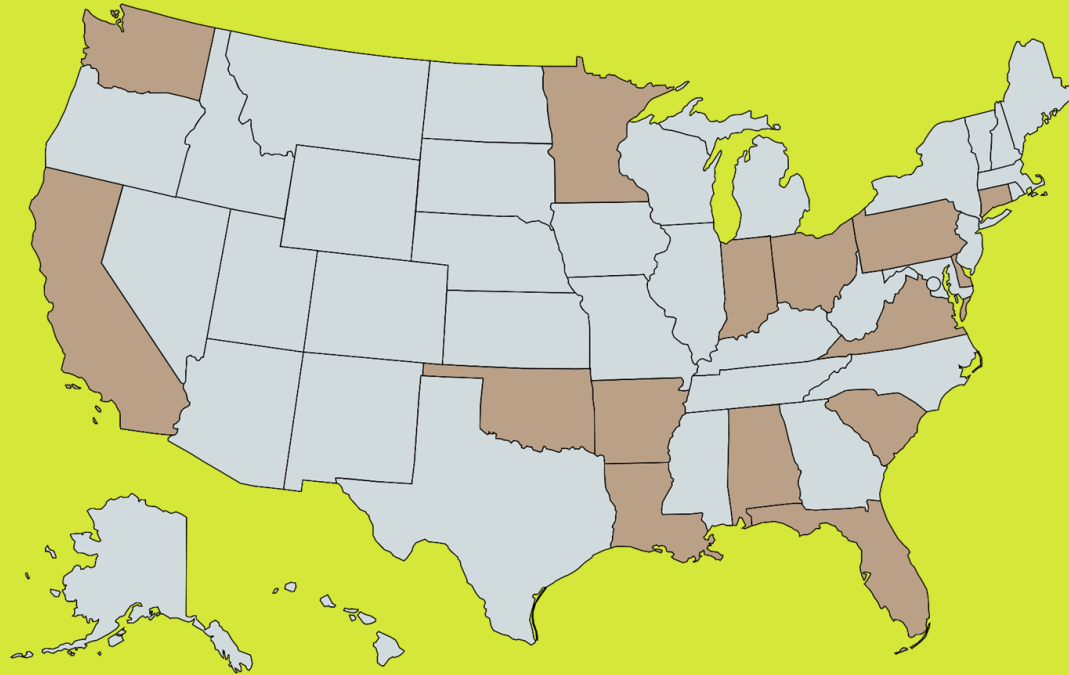
[*NIH Study \(2017\)](#)



TOP OFFICIALS ARE SOUNDING THE ALARM AND TAKING ACTION.

“We are in the middle of a national youth mental health crisis, and I am concerned that social media is an important driver of that crisis—one that we must urgently address.”

– US Surgeon General, Vivek Murthy



STATES ACROSS THE COUNTRY ARE IMPLEMENTING CELL PHONE RESTRICTIONS.


These policies fall into four categories, from least to most restrictive: incentives, recommended policies, required policies, and statewide restrictions.

[*News Week Report \(2024\)](#)

BUT, BANS ALONE ARE NOT ENOUGH.

“Cellphone bans are in place in 77% of schools. But this high number [refers] to any school that tells students they should not use their phone while in class. That’s not really a ban; it’s more of an unenforceable wish.”

– Jonathan Haidt
Author and Social Psychologist



OUR FORMER CELL PHONE POLICY **WASN'T WORKING.**

At Estancia Schools, we previously required students to keep their phones in their backpacks; however, this was difficult to enforce, wasted valuable instruction time, and ultimately was not improving learning outcomes for our students.



THE SOLUTION: THE YONDR PROGRAM

Allow your students to experience the focus, creativity, and relief that comes from a phone-free school day.



10 YEARS OF **PHONE-FREE SCHOOLS**



MILLIONS OF
STUDENTS USE
YONDR DAILY



SCHOOL PARTNERS
IN **27 COUNTRIES**
AND ALL **50**
STATES

TRANSFORMATIVE RESULTS

15%

Increase in the probability of passing grades.

44%

Decrease in average monthly behavioral referrals.

*Independent Study Results

84%

Saw a positive change in student engagement.

72%

Saw a positive change in student behavior.

68%

Saw a positive change in academic performance.

*School Survey Results

HOW IT WORKS

POUCH

Turn off phone.
Place inside under
staff supervision.



LOCK

Push the lock
button and take
the phone to class.



UNLOCK

Tap green ring to
magnet and press
button to unlock.



ARRIVAL DEMONSTRATION

- Turn phone off or on airplane mode.
- Slide phone into pouch.
- Close the top of the pouch.
- Press the green push-pin button to secure.

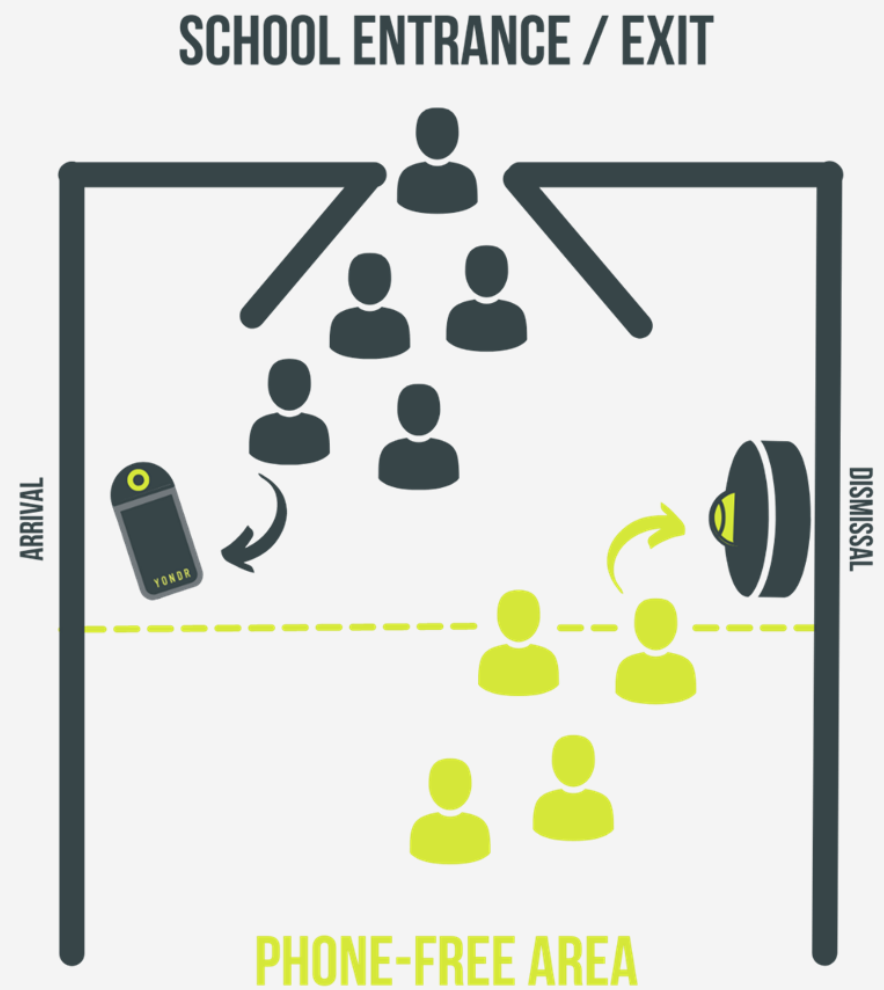


DISMISSAL DEMONSTRATION

- Tap the side with the green circular ring to the unlocking base.
- As you tap the pouch on the base, push the button to release the lock.
- Retrieve your phone and close the pouch back up.
- Keep your pouch with you for the following school day.



DAILY PROCESS



ONE-TO-ONE ASSIGNMENT

Each student receives a Yondr pouch that is assigned to them for the school year. Printed ID cards or student ID badges can be placed in the snap closure window.



PROCEDURES

**WHAT IF THERE IS AN
EMERGENCY AT THE SCHOOL?**

**HOW WILL STUDENTS BE ABLE
TO CONTACT ME IF THERE IS A
LOCKDOWN SITUATION?**

First of all, during a lockdown situation, everyone needs to be focused on safety, not phones. In fact, in some school shootings, those intent on doing harm used geolocating software to find the location of students!

During an emergency, communication will come from a single command center directly to parents via phone, email, and/or text. Make sure to keep your contact information updated with the secretaries!

ALL classrooms have a landline phone. Students will be allowed to call parents/guardians as safety allows.

CELL PHONES CAN CAUSE HARM DURING EMERGENCIES

- **Distraction:** Phones can distract students from listening to first responders.
- **Communication Jamming:** High call volumes can disrupt emergency coordination.
- **Noise Risk:** Phone use might reveal students' location.
- **Online Tracking Risks:** Assailants could use social media to find additional victims.

“The last thing we want is students on their cell phones in the midst of an emergency. They should be taking direction from the principal, the teachers, and the leaders in the school to get them to a place of safety.”



— Don Zesiger, Former Director of Safety for Akron Public Schools and Yondr School Safety Partner

PROCEDURES

**WHAT HAPPENS IF A STUDENT
FORGETS THEIR POUCH?**

If a student forgets their pouch, they should go to the front office to have their phone stored there for the school day. The phone will be returned to the student at dismissal.

If a student consistently forgets their pouch, it will be considered lost. Parents/guardians will be notified, and a replacement pouch will be provided at the student's expense.

PROCEDURES

**WHAT IF THE POUCH IS
DAMAGED, LOST, OR STOLEN?**

If a student damages or loses their pouch, school staff will collect the phone/pouch and send it to the front office for the remainder of the school day. The student will be assessed a replacement fee.

Examples of damage include:

- Bent pins
- Deep scratches on the plastic globe and the surrounding green ring
- Intentional pen marks on the inside
- Pin and button not fully recessing
- Pouch is cut open

PROCEDURES

**WHAT HAPPENS IF A
STUDENT UNLOCKS THEIR
POUCH WITHOUT PERMISSION,
DAMAGES IT, OR USES AN
ALTERNATE PHONE?**

Students will be subject to disciplinary action, including confiscation, detention, and temporary loss of phone possession privileges.

Repeated instances of this behavior will have more serious consequences up to and including suspension.

Consequences are outlined in School Board Policy 309, found on the district web site.

PROCEDURES

WHAT IF I NEED TO REACH MY CHILD DURING THE DAY OR THEY USE THEIR PHONE FOR MEDICAL PURPOSES?

The benefits of a phone-free learning environment greatly outweigh the few inconveniences.

- If students keep their phone in airplane mode, you can still see GPS tracking.
- If a parent/student conversation needs to happen during the school day, the parent can call the office, or the student can request to go to the office to call their parent.
- Medical pouches can be used when required as evidenced by a medical plan or IEP.

YONDR SUMMARY

A Yondr pouch is a locking, fabric pouch used to create phone-free spaces. It's designed to secure mobile devices during events or in designated areas, allowing individuals to maintain possession of their phones while preventing their use. The pouch is locked using a magnetic mechanism and can be unlocked using a corresponding unlocking base.

How it works:

- Securing:** Participants place their phones inside the pouch, and a staff member locks it using a magnetic mechanism.
- Maintaining Possession:** The locked pouch remains with the individual, allowing them to keep their phone with them while preventing its use.
- Unlocking:** To unlock the pouch, the individual must find a designated unlocking base, usually a magnetic sensor, and tap the pouch against it.



THANK YOU